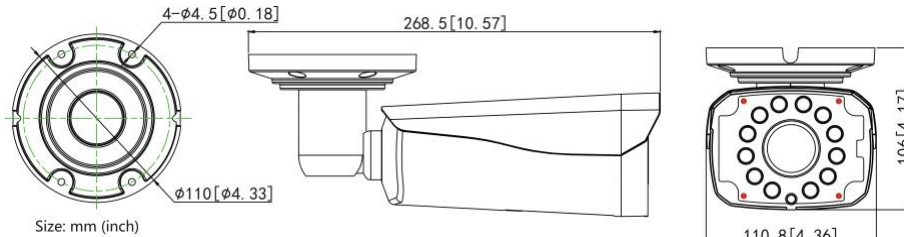


Analog High Definition 4 IN 1 IR Camera

● ITEM No: **PAR-ALL5BIRA27135D**



● Caution for Installation

1. In order to prevent electronic shock, don't loosen any screws or covers.
2. Do not directly touch the front glass. If necessary, use a soft cloth moistened with alcohol to wipe off the dust.
3. Avoid places where there are frequent vibrations or shocks.
4. Don't operate the camera beyond its temperature, power source ratings.
5. When any abnormalities happen, make sure to unplug the camera and contact your local dealer.

● Packing

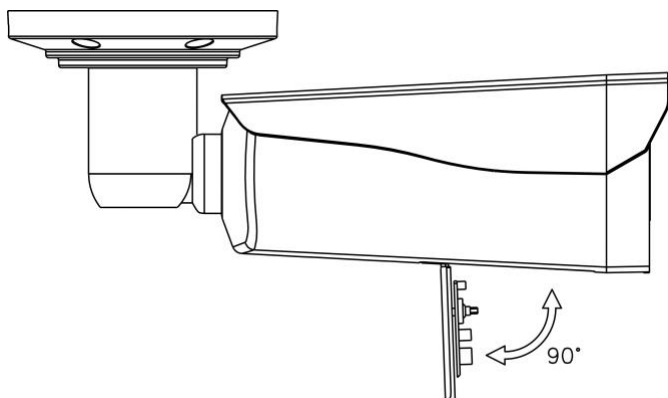
- | | |
|---------------------------|----|
| 1. Camera | X1 |
| 2. User Manual | X1 |
| 3. Screw | X4 |
| 4. Plastic-Conical-Anchor | X4 |
| 5. Hexagonal Wrench | X1 |
| 6. Mounting drawing paper | X1 |
| 7. Video Line | X1 |
| 8. Base plug | X1 |

● Specification

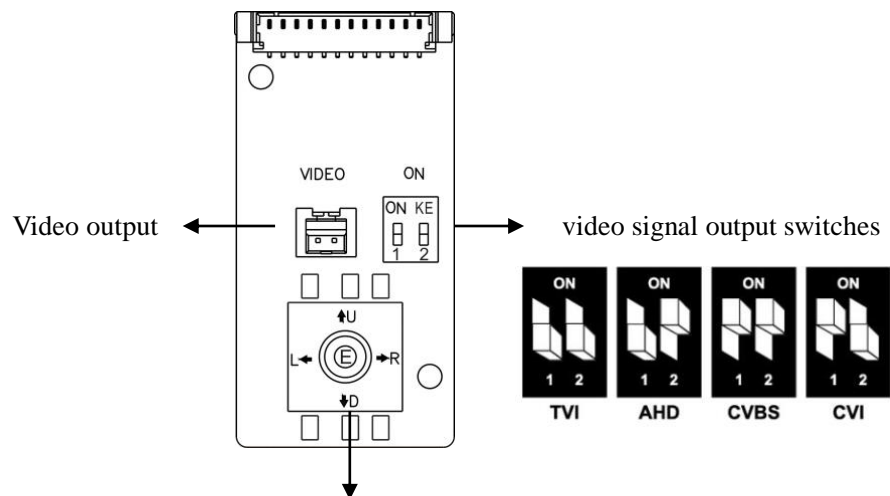
| ITEM | PAR-ALL5BIRA27135D |
|-----------------------|--|
| IP Rating | IP67 |
| Type | Removable IR Cut Filter |
| Signal System | NTSC/PAL |
| Pick Up Device | 1/2.8" 5M SONY CMOS |
| Picture Elements | 2688 (H)X1944 (V) |
| Min Illumination | 0Lux (12Pieces IR LED ON) |
| S/N Ratio | ≥54B |
| Lens | 2.7-13.5mm Motorized Varifocal Fixed Iris Lens |
| 3D | ON |
| WDR | ON/OFF |
| OSD | YES |
| Video Out-put | HD-AHD/HD-TVI/HD-CVI/CVBS |
| Power Supply | DC12V ±10%/AC24V±10% |
| Current Consumption | DC12V:870mA(MAX)/AC24V:400mA(MAX) |
| IR Effect Distance | 60m (196.7ft) |
| Dimension | 268.5×110.8X106mm (10.57"×4.36" ×4.17") |
| Weight | 1290g |
| Storage Temperature | -30~+60℃ (-22~+140°F) |
| Operating Temperature | -30~+50℃ (-22~+122°F) |

Remark: Non-regulative adaptor may cause camera damaged.

● OSD Control on Panel



- ✧ Loosen the screw on the OSD panel, Open the OSD panel, Adjust OSD joystick on the panel.



- *L-for left direction
- *R-for right direction
- *U-for upwards direction
- *D-for downwards direction
- *E-for OSD menu

● DVR Coaxial Signal Control and Auto Focus Lens

1) Menu

(1) shows the up, down, left and right direction of the menu;

(2) shows the enter/confirm button of the menu

2) Lens Auto Focus

As shown in Picture, (2) shows lens focus (Near/Far) of the Auto focus lens, and (3) shows Zoom(wide/tele) of the AUTO focus lens. When Keep pressing “Focus” or “Zoom” buttons, the lens will keep moving, only after “Focus” or “Zoom” button without pressing, the lens will focus automatically.



OSD Menu

| MAIN MENU | | | |
|---------------|--------------|---------------|--|
| AE | ↵ | AE | ↵ |
| AF | ↵ | AF | ↵ |
| AWB | ↵ | AWB | ↵ |
| DAY/NIGHT | ↵ | DAY/NIGHT | ↵ |
| IMAGE ENHANCE | ↵ | IMAGE ENHANCE | ↵ |
| VIDEO SETTING | ↵ | VIDEO OUTPUT | ↵ |
| LANGUAGE | ◀ENGLISH▶ | LANGUAGE | ENGLISH/中文/繁體/русский/עברית/FRANCAIS/POLSKI/ITALIANO/POTUGES/한국어 |
| WDR | ◀OFF▶ | WDR | OFF/ON |
| RESET | | RESET | |
| SAVE&EXIT | | SAVE&EXIT | |
| EXIT | | EXIT | |
| EXPOSURE | | | |
| BRIGHTNESS | ◀36▶ | BRIGHTNESS | 0-100 |
| EXPOSURE MODE | ◀GLOBAL▶ | EXPOSURE MODE | GLOBE\BLC# |
| RETURN | | RETURN | |
| AF | | | |
| AF MODE | ◀ SEMI ▶ | AF MODE | SEMI\AUTO\MANUALI |
| ZOOM | ◀- / +▶ | ZOOM | -/+ |
| FOCUS | ◀- / +▶ | FOCUS | -/+ |
| BOOT MODE | ◀ SAVE POS ▶ | BOOT MODE | SAVE POS\WIDE END\TELE END |
| TDN AF | ◀ CLOSE ▶ | TDN AF | CLOSE/OPEN |
| FOCUS TRIGGER | ↵ | FOCUS TRIGGER | ↵ |
| LENS INIT | ↵ | LENS INIT | ↵ |
| RETURN | | RETURN | |

| AWB | | |
|--------|---------|----------------|
| MODE | ◀ PRO ▶ | MODE |
| RETURN | ◀ 44 ▶ | RETURN |
| BGAIN | ◀ 50 ▶ | BGAIN |
| RETURN | | RETURN |
| | | PRO/GRAY WORLD |
| | | 0-100 |
| | | 0-100 |

| DAY/NIGHT | | |
|-----------|---------|---------------------|
| MODE | ◀ EXT ▶ | MODE |
| RETURN | | RETURN |
| | | EXT\AUTO\COLOR\MONO |

| IMAGE ENHANCE | | |
|---------------|----------|--------------|
| CONTRAST | ◀ AUTO ▶ | CONTRAST |
| SHARPNESS | ◀ AUTO ▶ | SHARPNESS |
| SATURATE | ◀ AUTO ▶ | SATURATE |
| 3DNR | ◀ AUTO ▶ | 3DNR |
| RETURN | | RETURN |
| | | AUTO\MANUAL# |
| | | AUTO\MANUAL# |
| | | AUTO\MANUAL# |
| | | AUTO\MANUAL# |

| VIDEO SETTING | | |
|---------------|-----------|------------------------------|
| HD | ◀ AHD ▶ | HD |
| STANDARD | ◀ 5MP20 ▶ | STANDARD |
| APPLY&REBOOT | | |
| RETURN | | |
| | | AHD |
| | | 1080P25\1080P30\4M 25\4M 30\ |
| | | 5M 12.5\5M 20 |
| HD | ◀ TVI ▶ | HD |
| STANDARD | ◀ 4MP30 ▶ | STANDARD |
| APPLY&REBOOT | | |
| RETURN | | |
| | | TVI |
| | | 1080P25\1080P30\4M 25\4M 30\ |
| | | 5M 12.5\5M 20 |
| HD | ◀ CVI ▶ | HD |
| STANDARD | ◀ 4MP30 ▶ | STANDARD |
| RETURN | | |
| | | CVI |
| | | 1080P25\1080P30\4M 25\4M 30 |
| HD | ◀ CVBS ▶ | HD |
| STANDARD | ◀ NTSC ▶ | STANDARD |
| APPLY&REBOOT | | |
| RETURN | | |
| | | CVBS |
| | | PAL\NTSC |

| EXIT | | |
|---------|-------|----------------------------|
| EXIT | | |
| 1. EXIT | RESET | 1 EXIT |
| | | SAVE&END#/RESET#/NOT SAVE# |